

S & S T E C H

# Investment Relations

Y2024 Q1

**S&S**TECH

## ***Disclaimer***

- The “Forecast Information” included in this material is information that has not gone through a separate verification process. It pertains to the future management and financial performance that is expected by the company, rather than the past.
- The “Forecast Information” in this material may change depending on changes in future business circumstances, and as it contains uncertainty, it may differ from actual future results.
- This material has been created for the convenience of investors/potential investors, and in case of any differences from disclosed information, please refer to the disclosed information first.
- We would like to inform you that we do not assume any responsibility for any losses incurred as a result of the use of this material.

# CONTENTS

01

## Company Overview

- 1-1. Company Overview
- 1-2. Company History
- 1-3. Site Introduction

02

## Business Overview

- 2-1. Product Introduction
- 2-2. Product Application
- 2-3. Supply Chain Overview

03

## Financial Summary

- 3. Financial Statement

04

## Market Expectations & Roadmap

- 4. EUV Roadmap
- 4-1. Projection Keywords

## 01 . Company Overview

<b>Company Name</b>	<b>S&amp;S Tech Corporation</b>
<b>CEO &amp; Chairman</b>	<b>Jeong, Soo Hong (Largest Shareholder)</b>
<b>Founded</b>	<b>February 22<sup>nd</sup>, 2001</b>
<b>HQ Location</b>	<b>Daegu, South Korea</b>
<b>Staff Members</b>	<b>290 ( As of 2024.01)</b>
<b>Business</b>	<b>Blank Mask for Semiconductors and FPD</b>
<b>Patents</b>	<b>208 Listed ( Domestic 106 / International 102 )</b>



<S&S Tech Headquarter in Daegu>

## 01 . S&S Tech History

2001 ~ 2009

### 1. Market Entry

- Establishment
- Korea's first development and production of IC/FPD Blankmask
- 2005 Newtech Award from the President of Korea
- 2008 Appointed as Korea's Top 10 New Tech
- USD \$20M Export

2009 ~ 2016

### 2. Growth Period

- High-End Market Entry
- 2009 KOSDAQ IPO
- 2014 World Class 300
- 2016 2<sup>nd</sup> Production Site expansion

## 01 . S&S Tech History

2017 ~ 2024

### 3. Expansion Period

- 2017 EUV Pellicle Development
- "High - Tech Company" Certification
- USD \$90 Billion Market Capitalization Milestone Reached (2020)
- 2021 2022 Subsidiary Expansion
- 2024 Planned completion of EUV Site in Yongin

2025 ~

### 4. Upcoming Items

- EUV Pellicle Business
- EUV Blank Mask full development & Business

# 01 . Site Introduction

## ■ Location



### New Fab

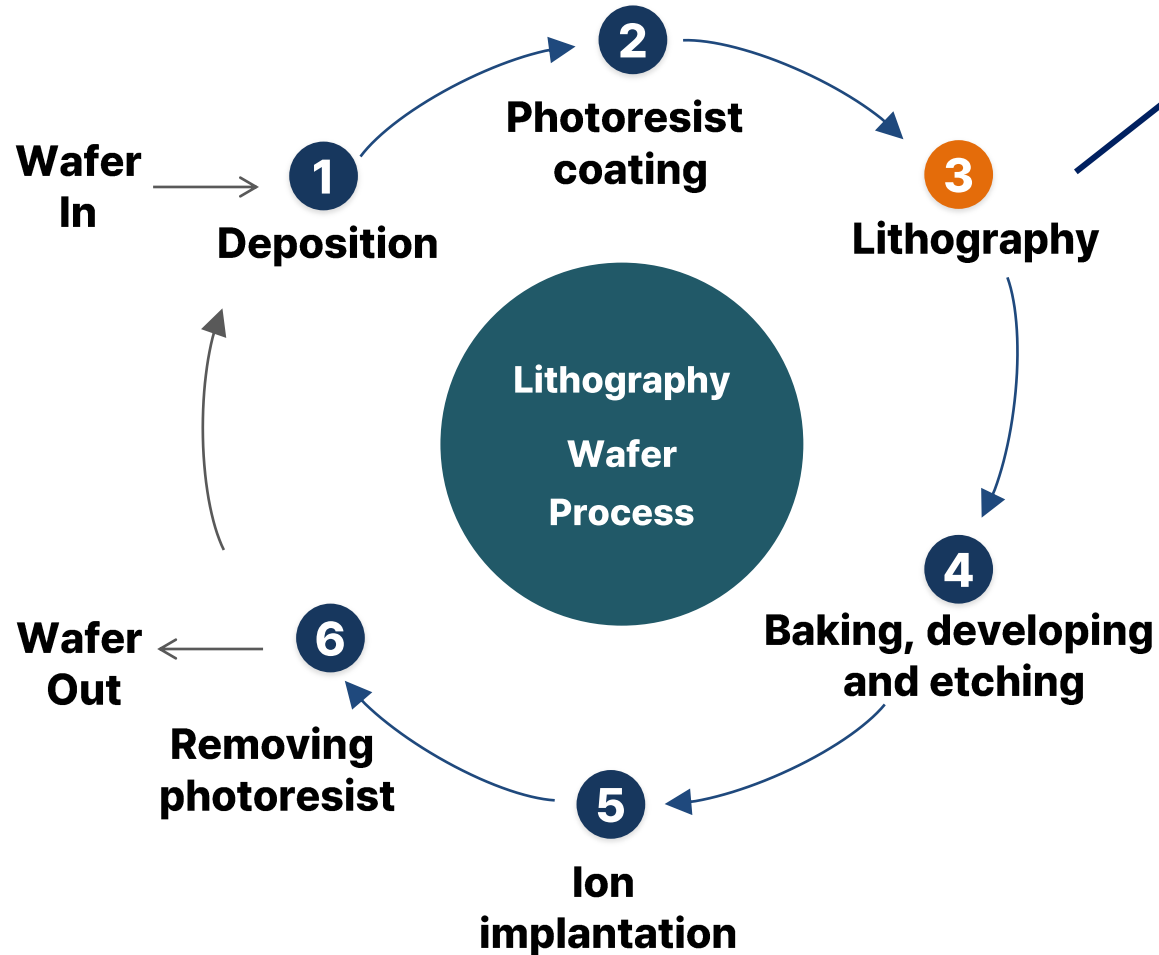
- Location : Yongin City
- Establish : '24/3Q
- Land : 8,250 [m<sup>2</sup>]
- C/R : 3,630 [m<sup>2</sup>]
- Product : [EUV product](#)



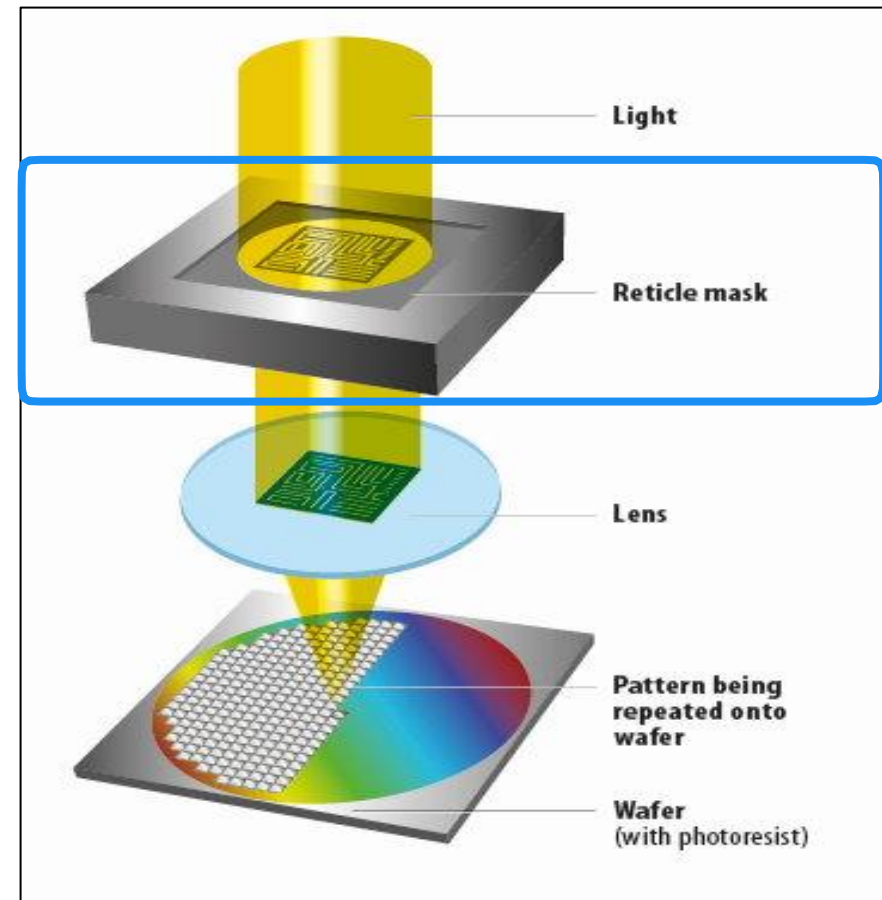
### Current Fab

- Location : Daegu City
- Land : 13,200 [m<sup>2</sup>]
- C/R : 5,450 [m<sup>2</sup>]
- Product : Optical Blank & [EUV product](#)

## 02. Semiconductor Wafer Process (Litho. Based)



### Lithography Systems : Deep Ultraviolet

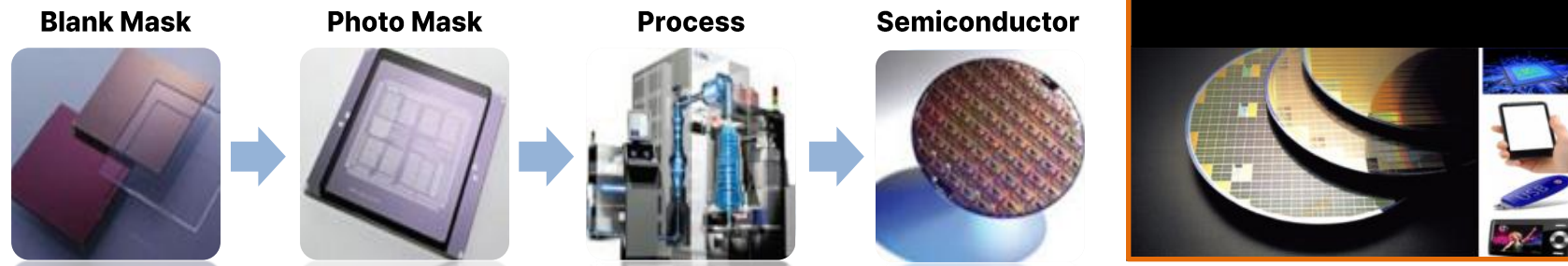


Source: Fortune Korea

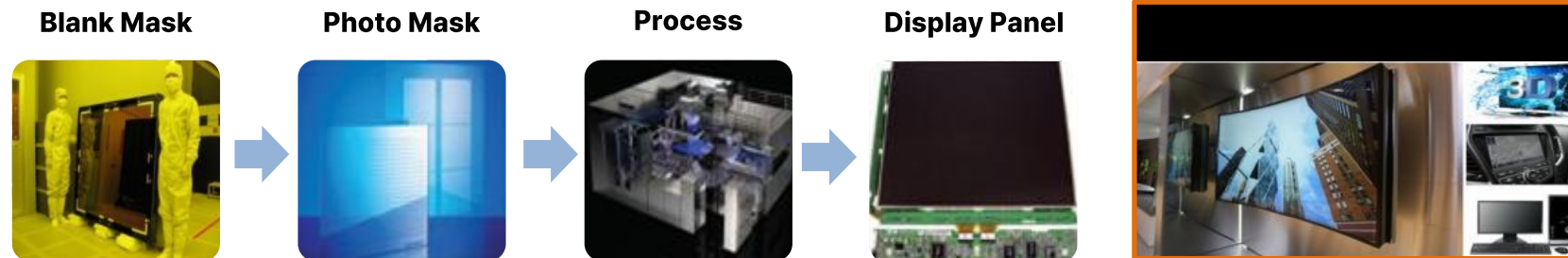
## 02. Product Application

✓ Blank Mask is the main raw material for photomasks/reticle (without patterns) and can be applied to semiconductors (Memory and Non-memory) and display (TFT-LCD, OLED, LED)

### Semiconductor Blank Mask



### Display Blank Mask

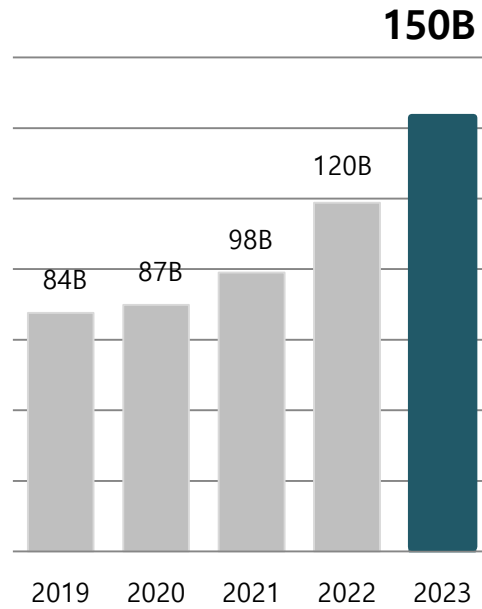


## 02. Supply Chain Overview

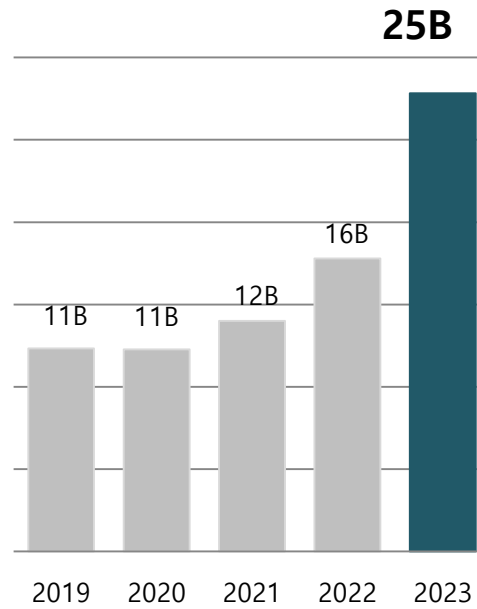
Semiconductor		Display
Memory and non-memory Chipmakers	End User	Samsung Display, LG Display BOE, CSOT
Photronics, Toppan, DNP	Photo Mask	SKE, Photronics Ever Rich, Newway
Hoya, ShinEtsu, Ulcoat S&S Tech.	Blank Mask	Ulcoat, CST, Hoya S&S Tech.
ShinEtsu, AGC, FST	Quartz	ShinEtsu KTG

### 03. Financial Summary (Consolidated) (YoY)

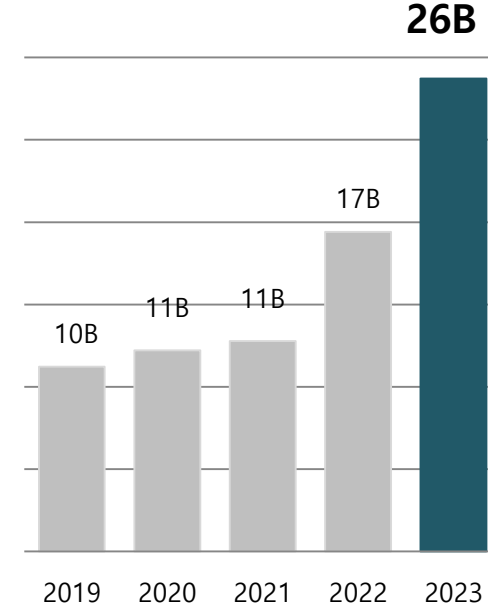
Units : KRW



Sales



Operating Profit



Net Profit

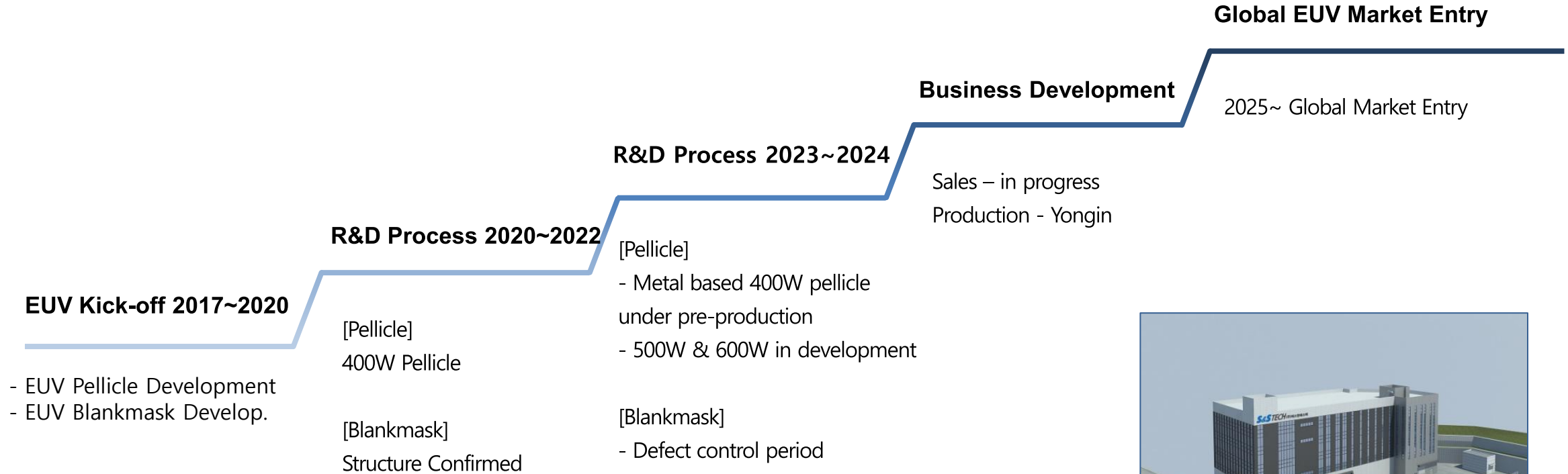
#### Y'23 Performance Keywords

- Chinese market increase
- FPD steady growth

#### Q1 Outlook

- Chinese market high demand
- FPD stability

## 04. EUV R&D Roadmap



[S&S Tech. Yongin Production line (Expected )

## 04. 2024 Keywords

### Market

- ① US Gov't regulations against China – Technology Migration
- ② EUV Growth
- ③ AI, HBM, Foundry

### Strategy

- ① Strategic response to the rising Chinese semiconductor market
- ② Stable growth in Display industries – Cash Cow
- ③ Market entry into the EUV market

# Thank you.

Q&A